




























# INSTRUCTIONS FOR RAISING AND LOWERING FINBRELLA UMBRELLAS

## PUTTING UP THE FINBRELLA

<p>1) Finbrella covered</p> 	<p>2) Unzip Protective cover</p> 	<p>3) Remove cover by grasping pole inside cover</p> 	<p>4) Remove Velcro strap and set aside</p> 	<p>5) To raise Finbrella – gently pull forward each rib</p> 	<p>6) Lift up centre hub using two hands (no cables/pulleys)</p> 	<p>7) lift up to ‘hub spring locks (HSL)’</p> 	<p>8) Quickly push up &amp; over the HSL with two hands</p> 
<p>9) Raise fin by pulling down rope ball ball</p> 	<p>10) Slot rope ball into groove to secure fin</p> 	<p>11) Fin deployed and Finbrella ready to use</p> 	<p>12) Position furniture and seating under Finbrella for use</p> 	<p>13) Once finished using the Finbrella.</p> <p><b>Follow instructions for taking down and storing correctly</b></p>			<p>Finbrellas when not in use or winds gusting above 40km/hr, should be closed and secured with Velcro strap and Zip Up Protective Cover where supplied</p>

## TAKING DOWN THE FINBRELLA

<p>16) Pull down rope ball to release fin</p> 	<p>17) Pinch hub spring locks to unclip Hub</p> 	<p>18) Slowly lower Finbrella using two hands</p> 	<p>19) Do not let the rope ball catch on the Finbrella</p> 	<p>20) Gently lower Finbrella down. Careful not to hit head</p> 	<p>21) Remove and hold Velcro strap and take rib left of fin</p> 	<p>22) Hold rib right side of fin and bring together</p> 	<p>23) Continue to fold in each rib bringing together</p> 
<p>24) Continue to fold in each rib together</p> 	<p>25) Bring all ribs together and wrap around post</p> 	<p>26) Wrap around together all folded ribs and pull in tightly</p> 	<p>27) Wrap Velcro strap around Finbrella</p> 	<p>28) Lift cover over umbrella using pole inside</p> 	<p>29) Place cover over umbrella</p> 	<p>30) Zip cover closed over Finbrella</p> 	<p>Further advice can be provided by Finbrella Brand Manager; Tom Stransky 0438 984 655 08 9438 3781 tom@finbrella.com www.finbrella.com</p>